

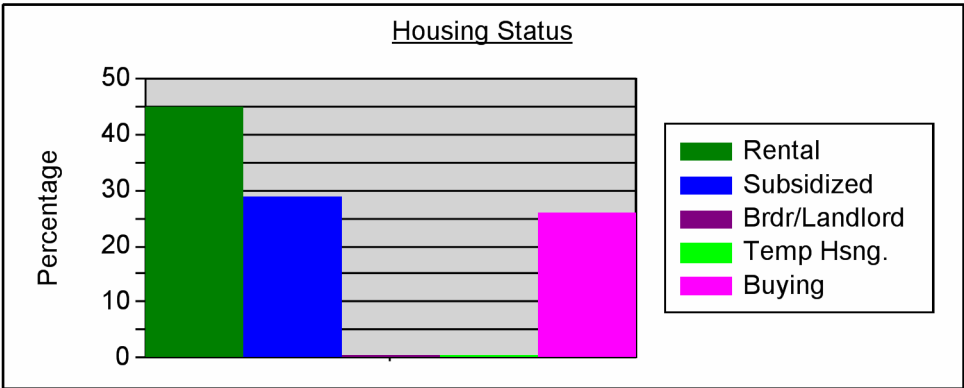
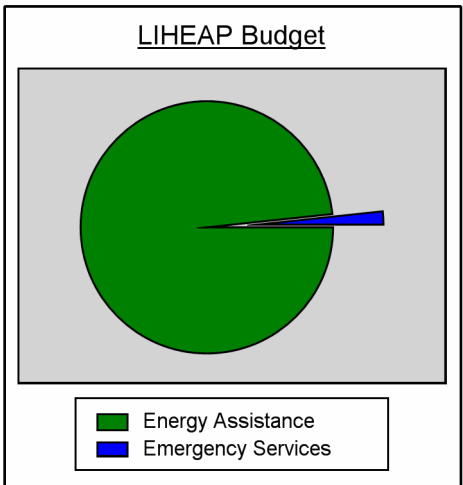
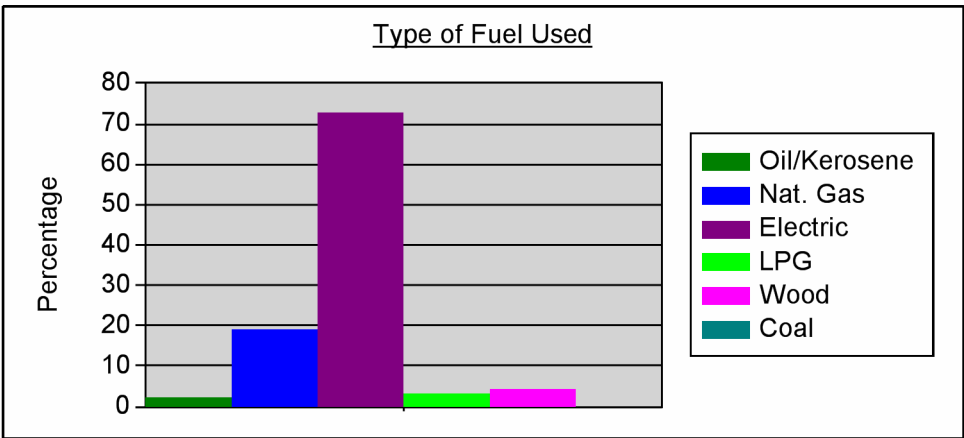
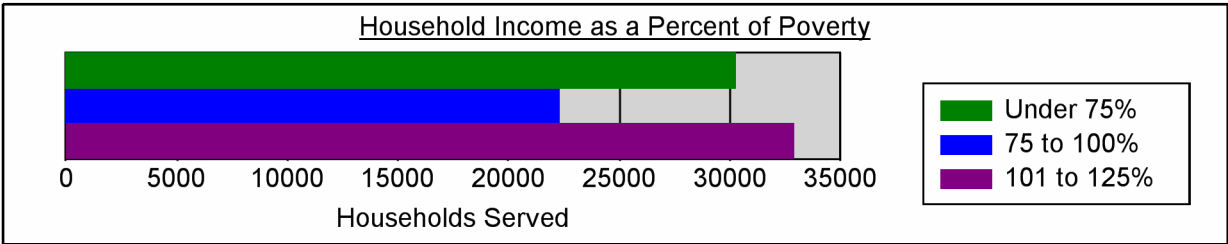
Number of Households Assisted

Energy Assistance	85453
Other Emergency Services	1465
Total Households Assisted	86918

The average EAP benefit:
\$454.49

Percent of Households with Income Under:

\$5,999	16.17 %
\$7,999	17.22 %
\$9,999	15.82 %
\$11,999	12.01 %



Percent of Targeted Outreach Households Served

Children by age groups

<u>Elderly</u>	<u>Disabled</u>	<u>Birth to 2</u>	<u>3 to 5</u>	<u>6 to 17</u>	<u>Birth to 17</u>
7%	12%	7%	7%	26%	39%

Status of Household Income As a Percent of Poverty:

Less than 75%	35.42 %
75% to 100%	26.13 %
101% to 125%	38.46 %

6/8/2009

Washington State LIHEAP
2009 STATEWIDE ENERGY ASSISTANCE STATISTICS