



# FY 2006 State LIHEAP Reciprocity Targeting Indexes for Heating Assistance

2009 NEUAC Conference

Portland, Oregon

June 16, 2009

# 1. How can State reciprocity targeting indexes be used?

---

- Improve national LIHEAP reciprocity targeting based on cumulative LIHEAP targeting performances of the States
- Provide feedback to States on targeting performance
- Identify differences in LIHEAP targeting performance among States
- Identify design features that are associated with increased LIHEAP targeting performance

## 2. What data are needed to calculate State-level indexes?

---

- Actual number of all and vulnerable (elderly and young child) households receiving heating assistance
  - » States' annual *LIHEAP Household Reports for FY 2006*
  - » Data submitted for HHS' annual *LIHEAP Report to Congress*
- LIHEAP Income Maximums
  - » Federal LIHEAP income maximum—greater of 60 percent of State median income or 150% poverty
  - » State LIHEAP income maximum—from 110% poverty up to Federal LIHEAP income maximum
- Estimated numbers of all low income and vulnerable households—Census Bureau's American Community Survey (ACS) for 2005 and 2006

### 3. How are State Reciprocity Targeting Indexes calculated?

---

- National and State reciprocity targeting indexes are calculated the same way using Federal LIHEAP income maximums, except for
  - » National data based on *Annual Social and Economic Supplement (ASEC) to the CPS*, whereas State data based on combined 2005 and 2006 ACS
  - » State targeting indexes are also calculated using State LIHEAP income maximums
- States given opportunity to review accuracy of LIHEAP heating assistance counts and vulnerable household counts
- Critical that States report accurately the number of assisted households and vulnerable assisted households receiving LIHEAP assistance

## 4. What are the ranges of State reciprocity target indexes?

- Reciprocity targeting index values less than, equal to, or more than 100
- FY 2006 reciprocity targeting index values ranged from 16-260 among States for heating assistance

<u>Vulnerable Households</u>	<u>Federal Maximum</u>	<u>State Maximum</u>
Elderly	16 -219	16-221
Young Child	35- 260	33-234

# 5. What can affect the accuracy of sample survey estimates?

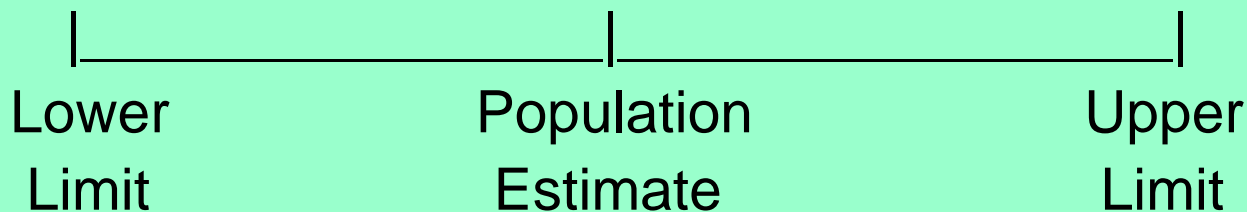
---

- Sampling error--the uncertainty associated with an estimate based on a sample than full population
- Larger the sample size, the smaller the uncertainty or sampling error. Combining ACS data from multiple years increases sample size and reduces sampling error
- Confidence interval (CI) is a measure associated with sampling error--a range that is expected to contain the population value with a known probability (usually 90% or 95%)

## 5. continued

---

- CIs include +/- values from the midpoint (population estimate) of the interval
- Example of a CI—we can be 95 percent confident that a political candidate is going to win an election by 60% of the vote +/- 3 percentage points
- Useful to display confidence interval when reporting sampling data



## 6. State LIHEAP Reciprocity Targeting Index Data

---

- Data tables list the States in alphabetical order
  - » Elderly and young child targeting indexes
  - » At 95% confidence intervals
  - » At Federal and State LIHEAP income maximums
  - » Data used to calculate the targeting indexes
- Figures rank States from high to low using the reciprocity targeting indexes included in the data tables

# 7. LIHEAP Reciprocity Targeting Indexes, 95% (CI), FFY 2006

## One Person 60 Years or Older Using Federal Maximum LIHEAP Income Standards

State	Elderly Targeting Index	95 % CI Lower Limit	95 % CI Upper Limit
<b>X</b>	<b>92.1</b>	<b>88.8</b>	<b>95.5</b>

## One Person 60 Years or Older Using State Maximum LIHEAP Income Standards

State	Elderly Targeting Index	95 % CI Lower Limit	95 % CI Upper Limit
<b>X</b>	<b>100.0</b>	<b>94.6</b>	<b>105.3</b>

## 8. LIHEAP Reciprocity Targeting Indexes, 95% (CI), FFY 2006

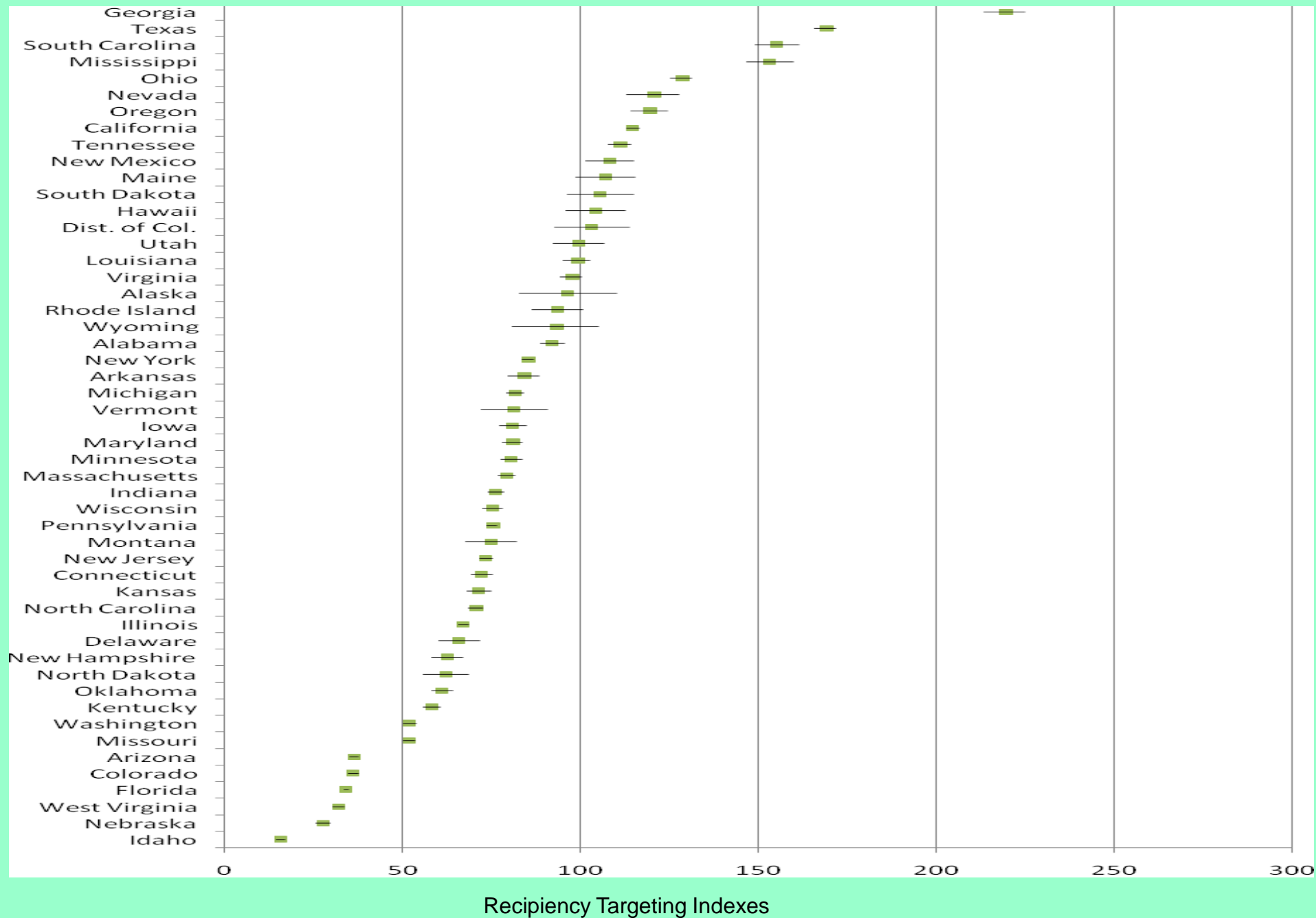
### One Child 5 Years or Younger Using Federal Maximum LIHEAP Income Standards

State	Young Child Index	95 % CI Lower Limit	95% CI Upper Limit
X	116.3	109.6	123.1

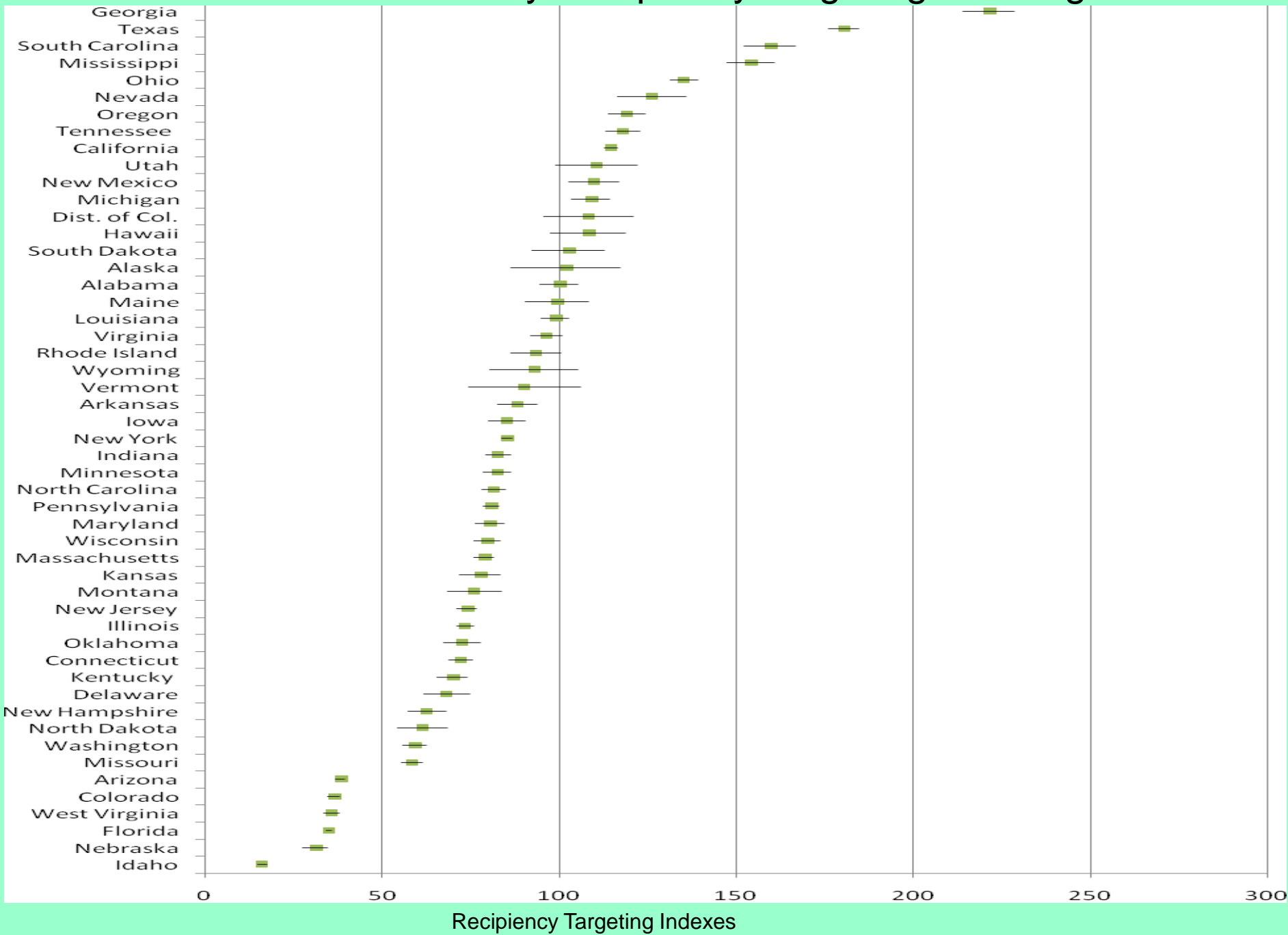
### One Child 5 Years or Younger Using State Maximum LIHEAP Income Standards

State	Young Child Index	95 % CI Lower Limit	95 % CI Upper Limit
X	105.1	97.8	112.3

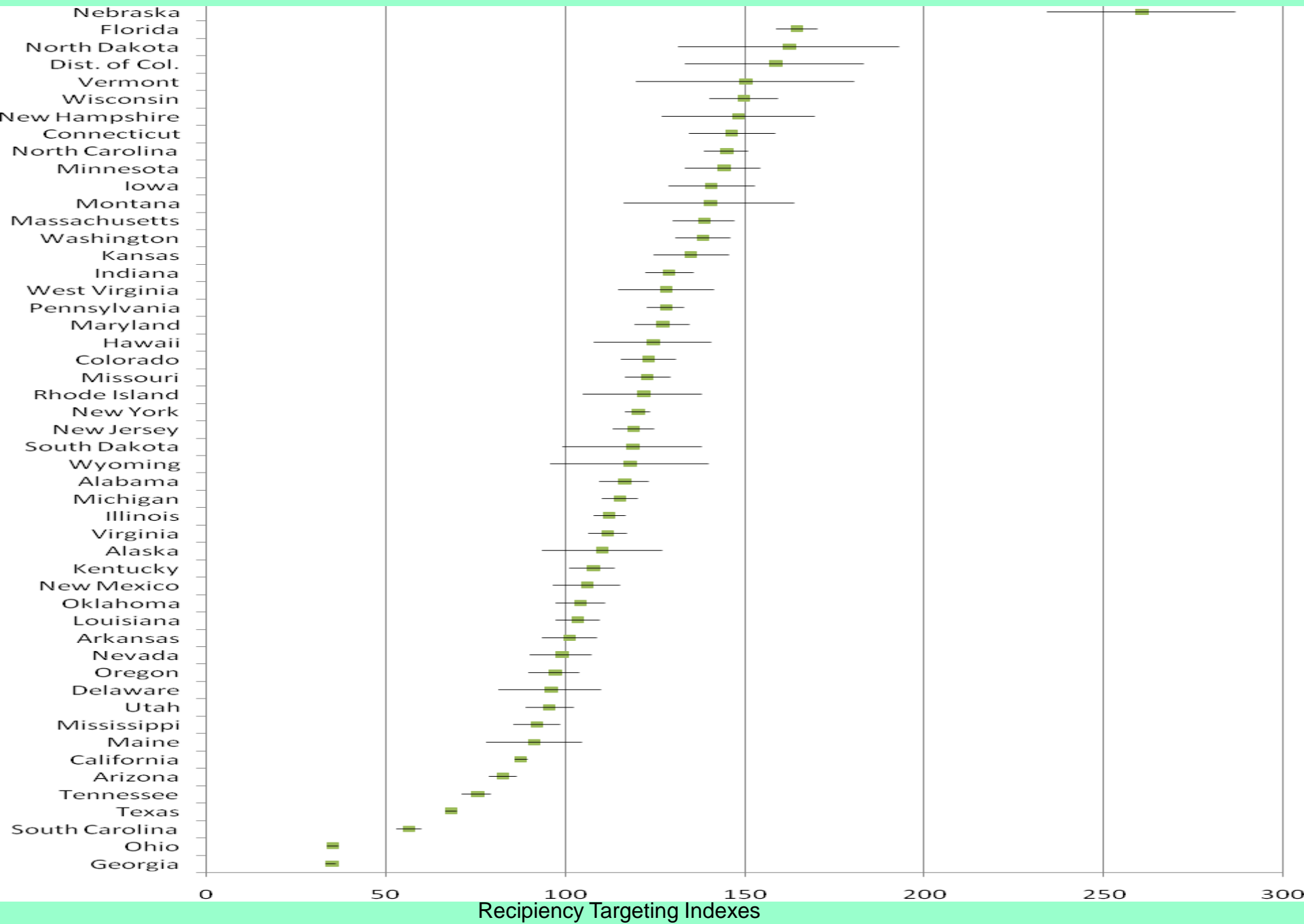
# FFY 2006 LIHEAP Elderly Reciprocity Targeting Rankings-Federal



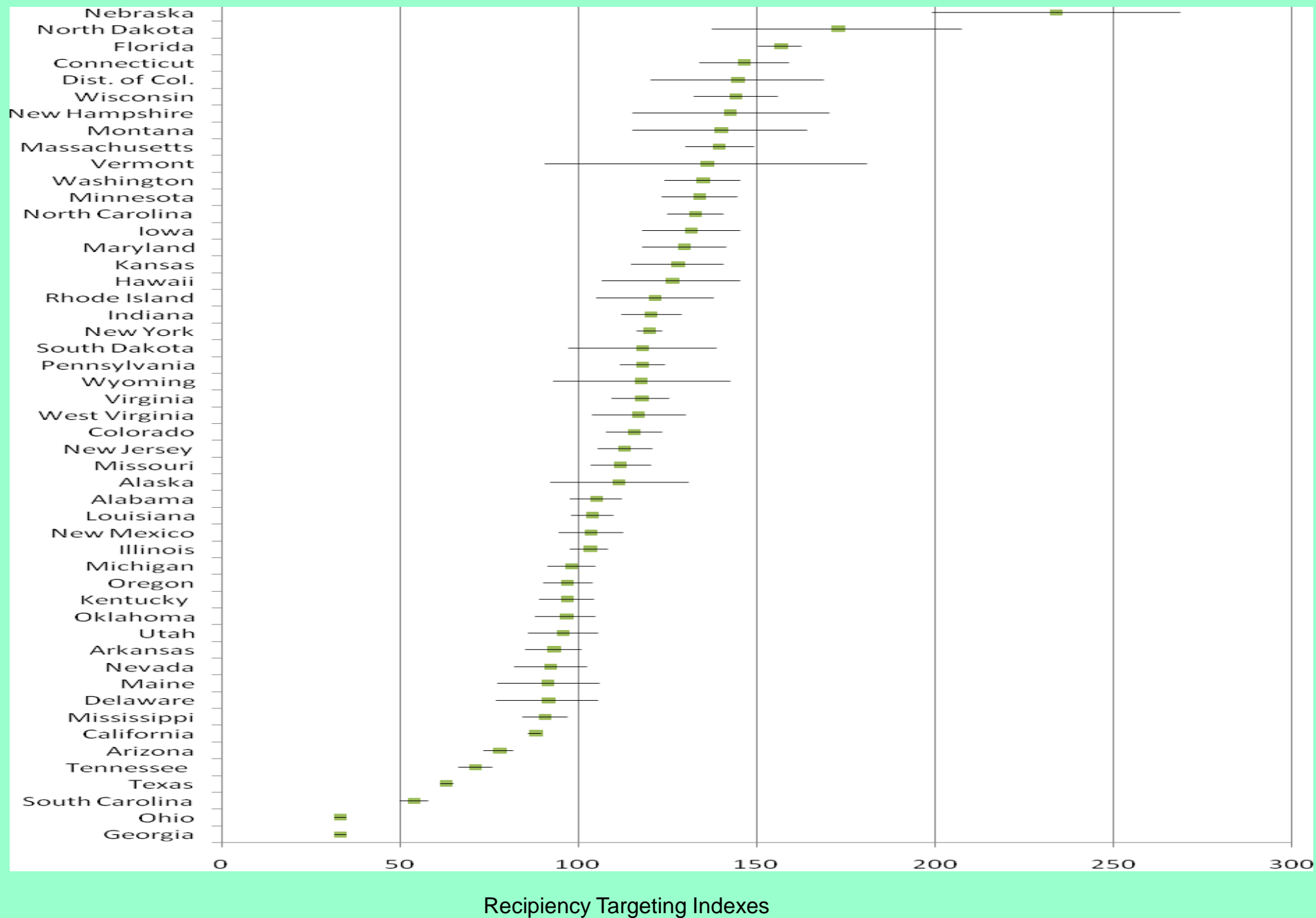
# FFY 2006 LIHEAP Elderly Reciprocity Targeting Rankings-State



# FFY 2006 LIHEAP Young Child Reciprocity Targeting Rankings-Federal



# FFY 2006 LIHEAP Young Child Reciprocity Targeting Rankings-State



# Caveats

- Targeting indexes for FY 2006 are only calculated for heating assistance which is the largest component of LIHEAP benefits
  - » LIHEAP also provides cooling, crisis, weatherization and other energy-related home repairs
  - » Beginning with data for FY 2011, States to report an unduplicated count of households receiving any type of LIHEAP assistance
- Other State/local energy assistance programs serving low income vulnerable households can reduce number of vulnerable households served by LIHEAP
- Caution in comparing rankings of State in which indexes/rankings between or among States are not statistically significant, i.e., whether is it likely that the difference in rankings occur by chance
- Availability of *Technical Notes on Estimates of LIHEAP Reciprocity Targeting Indexes for Households Receiving LIHEAP Heating Assistance in Federal Fiscal Year (FFY) 2006*

# Contact Information

---

***Leon Litow***

Lead Program Analyst

Division of Energy Assistance

Office of Community Services

Administration for Children and Families

Tel: 202-401-5304

Email: [llitow@acf.hhs.gov](mailto:llitow@acf.hhs.gov)

Federal LIHEAP Web Site

<http://www.acf.hhs.gov/programs/ocs/liheap/>