



U.S. DHHS

Administration for Children and Families



LIHEAP:
Why Targeting Matters and
What Methods Work
Analysis and Future Plans

June 16, 2009





Grouping State Rankings

© Elderly Reciprocity Targeting Index Rankings:

- High: $100 \leq \text{Index}$
- Moderate: $82 \leq \text{Index} \leq 99$
- Low: $\text{Index} < 82$



Grouping State Rankings

© Young Child Reciprocity Targeting Index
Rankings:

- High: $112 \leq \text{Index}$
- Moderate: $100 \leq \text{Index} \leq 111$
- Low: $\text{Index} < 82$



States Ranking High for Both Household Populations (FY 2006)

- ◎ **Alaska***
- ◎ **District of Columbia**
- ◎ **Hawaii**
- ◎ **South Dakota**



Highest Ranked States for Each Household Group (FY 2006)

Elderly

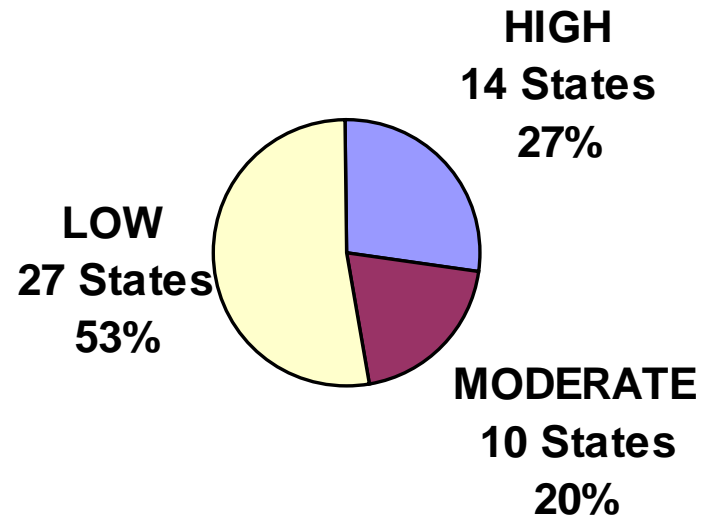
Georgia

Young Child

Nebraska and
North Dakota*

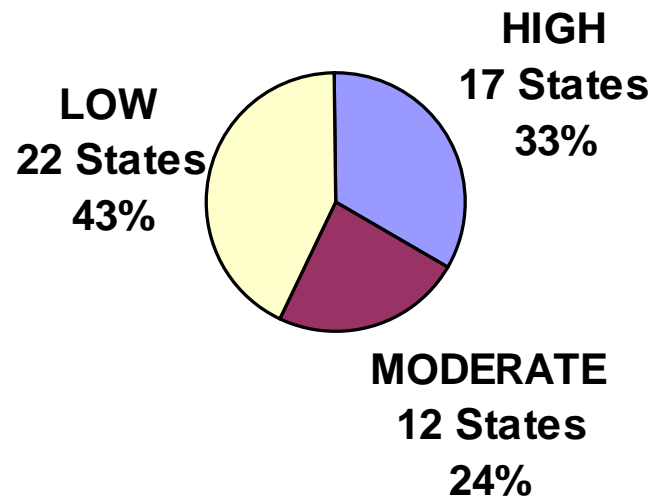


Elderly Index State Groupings – Federal Maximum (FY 2006)



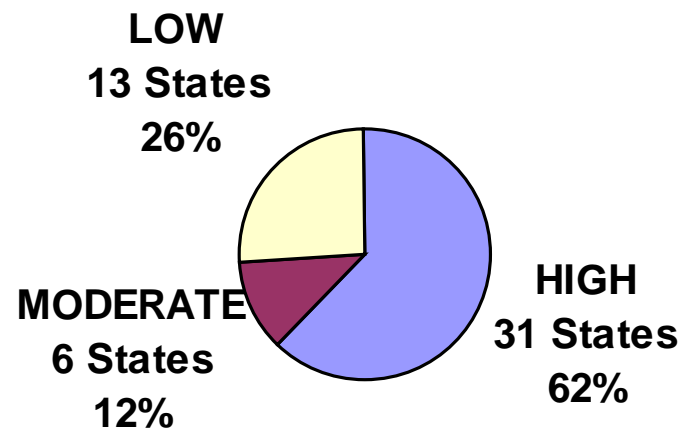


Elderly Index State Groupings – State Maximum (FY 2006)



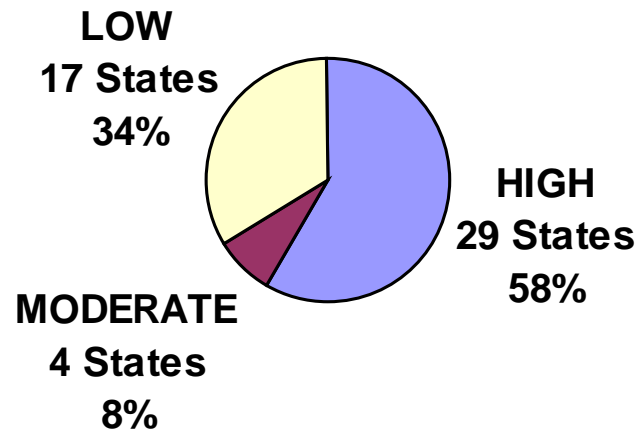


Young Child Index State Groupings – Federal Maximum (FY 2006)





Young Child Index State Groupings – State Maximum (FY 2006)





Observed Data Trends

- ◎ Inverse relationship between groups
- ◎ Extreme performers for both groups
- ◎ Around half of all States ranked “moderate” for both groups



Future Plans

- ◎ Release of future State-level indexes and rankings
 - ◎ FY 2007: December, 2009
 - ◎ FY 2008: February, 2010
 - ◎ FY 2009: summer 2010
 - ◎ Future Years: the summer after the FY closes
- ◎ Recognition of “high” performing States
- ◎ Improvement in data collection



Collaborative Improvement

- review targeting research
- apply the action outline to one's own program and targeting efforts
- seek further information
- engage in partnerships
- make adjustments as needed
- communicate needs and progress



Contact Information

Lauren Christopher

Program Analyst

Division of Energy Assistance

Office of Community Services

Administration for Children and Families

Tel: 202-401-4870

Email: lauren.christopher@acf.hhs.gov